



J. D. GRANDT

J.D. Grandt Piano Supply Co. (a division of Grand Piano House Inc.) • 181 King Road • Richmond Hill • Ontario • Canada • L4E 2W1

BASS STRING ORDERING TEMPLATE

Customer/Contact Name: _____ Date: _____
Company Name: _____

Please indicate and complete the field(s) how you would like to be contacted:

Telephone #: _____

Alternate #: _____

E-mail: _____

Your Billing Address:

Ship To Address: (if different from billing)

_____	_____
_____	_____
_____	_____
_____	_____




By what date would you like to have received your new set(s): _____
(ie. Are you in a mad rush?)

PIANO INFORMATION

Piano Make: _____ Piano Model: _____ Serial #: _____

Hitch Pin Diameter: _____

Hitch Pin Loop Style (select one):

 <p>English / Helix</p>	 <p>Single Euro <input type="checkbox"/> tang to treble side <input type="checkbox"/> tang to bass side</p>	 <p>Double Euro <input type="checkbox"/> tang to treble side <input type="checkbox"/> tang to bass side</p>
--	--	---

Bass Section:

Number of unichord strings: _____

Number of bichord strings: _____

Number of trichord strings: _____

Tenor Section:

Number of bichord strings: _____

Number of trichord strings: _____

TOTAL NUMBER OF STRINGS

IN THE COMPLETE SET: _____ strings

Please fill in the plain wire chart below. If left blank, we WILL still process your order however to achieve the best possible transition from the wrapped notes to the plain wire notes, we strongly urge all our customers to complete these fields:

NOTE NUMBER – First plain wire after wrapped strings end	MICROMETER GAUGE OF WIRE (inch or mm)	SPEAKING LENGTH

Instructions for completing the Chart Below:

Column A ----- Not absolutely necessary, but we encourage you to fill in data for the first and last monochord, bichord and trichord if any (bass and tenor sections).

Column B ----- Not absolutely necessary, but important to establish original tension levels. Therefore, we encourage you to fill in data for the first and last monochord, bichord, and trichord if any (bass and tenor sections).

Column C ----- Fill in data for EVERY LINE (every string).

Column D or E ----- Choose one column, and fill in data for EVERY LINE (every string).

String Number	A Old Core Diameter	B Old Overall Diameter	C Hitch Pin to Speaking Length Bridge Pin	D Speaking Length	E Hitch Pin to Upper Termination
1					
2					
3					
4					
5					
6					
7					
8					
9					
10					
11					
12					
13					
14					
15					
16					
17					
18					
19					
20					
21					

22					
23					
24					
25					
26					
27					
28					
29					
30					
31					
32					
33					
34					
35					
36					
37					
38					
39					
40					
41					
42					
43					
44					
45					
46					
47					
48					
49					
50					
51					
52					
53					
54					

Additional Notes/Comments: